

Ministerul Educației și Cercetării Științifice

Limba modernă - engleză

Clasa a III-a
Semestrul I

Fairyland 3A



Pupil's Book

Jenny Dooley – Virginia Evans



Express Publishing

UniScan
GRUP EDUCATIONAL

Uniscan Grup Educațional

Acest manual este proprietatea Ministerului Educației Naționale.

Manualul școlar a fost aprobat prin Ordinul ministrului educației naționale nr. 5043 din 25.08.2015, în urma evaluării, și este realizat în conformitate cu programa școlară aprobată prin Ordinul ministrului educației naționale nr. 5003/02.12.2014.

Manualul este distribuit elevilor în mod gratuit, atât în format tipărit, cât și în format digital, și este transmisibil timp de patru ani școlari, începând cu anul școlar 2014-2015.

Inspectoratul școlar
Școala / Colegiul / Liceul

ACEST MANUAL A FOST FOLOSIT:

Anul	Numele elevului	Clasa	Anul școlar	Aspectul manualului*			
				format tipărit		format digital	
				la primire	la predare	la primire	la predare
1							
2							
3							
4							

* Pentru precizarea aspectului manualului se va folosi unul dintre următorii termeni: **nou, bun, îngrijit, neîngrijit, deteriorat.**

- Cadrele didactice vor verifica dacă informațiile înscrise în tabelul de mai sus sunt corecte.
- Elevii nu vor face niciun fel de însemnări pe manual.

Limba modernă - engleză

Clasa a III-a
Semestrul I

Fairyland

3A

Pupil's Book

Jenny Dooley – Virginia Evans

Programa școlară pentru disciplina LIMBA MODERNĂ Clasele a III-a – a IV-a,
aprobată prin Anexa nr. 2 la ordinul ministrului educației naționale nr. 5003/02.12.2014

Siguranța copiilor pe Internet



031.80.80.000
www.helpline.sigur.info

72 pagini

116.111 - numărul de telefon european de asistență pentru copii



Express Publishing

Contents

Competences

Vocabulary

Structures

Project

Module 1

Unit 1 (pp. 4-9)

1a Hello!
1b The Magic Forest!
1c Colours!

1.1 Identify the global significance of a clearly articulated oral message in a familiar context.
1.3 Understand age appropriate oral messages.
2.1 Request and provide information on numbers, prices and expressions of time.
2.2 Participate in everyday conversations about familiar topics.
2.3 Describe people/characters in a simple way.
3.1 Recognise phrases and symbols used in everyday situations.
3.2 Understand the global significance of simple texts about familiar topics.
3.3 Understand simple familiar messages from friends, peers, teacher.

- the characters
- the numbers (1-10)
- colours

- the verb 'to be'

Write about yourself

Unit 2 (pp. 10-19)

2a Time for School!
2b It's a magic pen!
2c Let's do it!

Troll Tales 1
Go Green!
Our World
Checkpoint 1

1.1 Identify the global significance of a clearly articulated oral message in a familiar context.
1.2 Identify time and quantity (prices, numbers) in everyday situations.
1.3 Understand age appropriate oral messages.
2.2 Participate in everyday conversations about familiar topics.
3.2 Understand the global significance of simple texts about familiar topics.
3.3 Understand simple familiar messages from friends, peers, teacher.

- school items
- commands

- a - an
- this/that
- plurals (-s)
- possessive case
- imperative

Write about your school things

Module 2

Unit 3 (pp. 20-25)

3a My family!
3b Grandma's here!
3c It's my job!

1.1 Identify the global significance of a clearly articulated oral message in a familiar context.
1.3 Understand age appropriate oral messages.
2.2 Participate in everyday conversations about familiar topics.
2.3 Describe people/characters in a simple way.
3.2 Understand the global significance of simple texts about familiar topics.
3.3 Understand simple familiar messages from friends, peers, teacher.

- family members
- numbers (11-20)
- jobs

- the verb 'to be'

Write about a member of your family

Unit 4 (pp. 26-35)

4a At the toyshop!
4b Open it and see!
4c Happy Birthday!

Troll Tales 2
Go Green!
Our World
Checkpoint 2

1.1 Identify the global significance of a clearly articulated oral message in a familiar context.
1.3 Understand age appropriate oral messages.
2.2 Participate in everyday conversations about familiar topics.
2.3 Describe people/characters in a simple way.
3.2 Understand the global significance of simple texts about familiar topics.
3.3 Understand simple familiar messages from friends, peers, teacher.
4.1 Write cards for birthdays and celebrations.

- toys
- birthdays

- these/those
- plurals (-es, -ies)

Write a birthday card



Competences

Vocabulary

Structures

Project

	Competences	Vocabulary	Structures	Project
Unit 5 (pp. 36-41) 5a Hide! 5b Come out! 5c Where's Alvin?	1.1 Identify the global significance of a clearly articulated oral message in a familiar context. 1.2 Identify time and quantity (prices, numbers) in everyday situations. 2.2 Participate in everyday conversations about familiar topics. 2.3 Describe people/characters in a simple way. 3.2 Understand the global significance of simple texts about familiar topics. 3.3 Understand simple familiar messages from friends, peers, teacher.	<ul style="list-style-type: none"> things in a house 	<ul style="list-style-type: none"> possessive adjectives prepositions of place 	Write about your room
Unit 6 (pp. 42-51) 6a In the old house! 6b Where's Missy? 6c Welcome! Troll Tales 3 Go Green! Our World Checkpoint 3	1.1 Identify the global significance of a clearly articulated oral message in a familiar context. 1.3 Understand age appropriate oral messages. 2.2 Participate in everyday conversations about familiar topics. 2.3 Describe people/characters in a simple way. 3.2 Understand the global significance of simple texts about familiar topics. 3.3 Understand simple familiar messages from friends, peers, teacher.	<ul style="list-style-type: none"> rooms things in a house 	<ul style="list-style-type: none"> there is/ there are 	Write about your house
Our School (pp. 52-54)	2.2 Participate in everyday conversations about familiar topics. 3.2 Understand the global significance of simple texts about familiar topics. 4.2 Write a simple message for a classmate.			
Round-up (p. 55)	2.1 Request and provide information on numbers, prices and expressions of time.			
Merry Christmas! (pp. 56-57)	3.2 Understand the global significance of simple texts about familiar topics. 3.3 Understand simple familiar messages from friends, peers, teacher.			
Happy New Year! (pp. 58-59)	1.1 Identify the global significance of a clearly articulated oral message in a familiar context. 2.1 Request and provide information on numbers, prices and expressions of time. 3.1 Recognise phrases and symbols used in everyday situations. 3.2 Understand the global significance of simple texts about familiar topics.			
Fun Time (pp. 60-71)	1.1 Identify the global significance of a clearly articulated oral message in a familiar context. 1.2 Identify time and quantity (prices, numbers) in everyday situations. 1.3 Understand age appropriate oral messages. 2.1 Request and provide information on numbers, prices and expressions of time. 2.2 Participate in everyday conversations about familiar topics. 3.1 Recognise phrases and symbols used in everyday situations. 3.2 Understand the global significance of simple texts about familiar topics. 3.3 Understand simple familiar messages from friends, peers, teacher.			
Evaluation (p. 72)				



1 Listen and read.





2 Who are they? Look, read and say.



3 Talk with your friend.

Hi, I'm Lee.
 What's your name?
 I'm ... = I **am** ...
 What's ... = What **is** ...



4 Let's Play!





1 Listen and read.

How old are you, Lee?

I'm ten.

How old are you, Mona?

I'm nine.

Who's that?

Hello. I'm Willow, the Guardian!

And who's that?

Oh, that's Alvin.

Welcome to The Magic Forest!

Wow! This is really great!



2 Read, choose and say.

1 Lee is ...
 a seven. b ten.

2 Mona is ...
 a nine. b ten.

3 Talk with your friend.



Who's that? = Who **is** that?
 That's Alvin. = That **is** Alvin.

4 Match in your notebook.
 Then point and say.



5 Let's play!





Colours!



red



yellow



Listen, point and repeat.



Hello purple, hello blue,
Red for me and green for you!
Hello orange, yellow, too,
Red for me and green for you!

Goodbye purple, goodbye blue,
Red for me and green for you!
Goodbye orange, yellow, too,
Red for me and green for you!



Now sing along!



Look, point and say the colours.





blue



green




orange



purple



black



white



3  Read and complete in your notebook. Then listen and read.

Hi! My name's

1) **Mona**. I'm

2) n... years old.

This is my dog, Missy.

Missy is 3) b...


and white.

I love my dog!



4  **Portfolio:** Draw and write in your notebook.

5  Listen and say. Then read.



Hi! I'm Paul.
I'm eight. This
is my cat,
Molly!



My name is **Jane** and this is **Dave**.



1 Listen and read.



2 Read, choose and say.

- | | | |
|----------------------|-------------------|--------------------|
| 1 It's an aeroplane. | 2 No, it's a pen. | 3 And what's that? |
| A Harry | A Harry | A Erlina |
| B Erlina | B Alvin | B Alvin |



pencil case

pencil

rubber

book

schoolbag

desk

aeroplane



3 Complete in your notebook. Use **a** or **an**.

1



a school

3



... umbrella

2





... orange

4



... schoolbag

• What's **this**?  It's **a** pencil.

• What's **that**?  It's **an** aeroplane.

4 Look, ask and answer. Then write in your notebook.

1 What's **this**?



It's **a pencil case**.

3 What's ... ?



It's ...

2 What's ... ?



It's ...

4 What's ... ?



It's ...

5 Listen and write **yes** or **no** in your notebook.



6 Let's play!





teacher

1 Listen and read.



2 Read again and choose.

1 Look at Mona's **pens/pencils**!

2 Look at Harry's **books/pencil case**!




classroom




notebook



sharpener



ruler



board



chair




3 Count and say. Write in your notebook.

1 two **notebooks**



2 three ...




3 four ...



4 five ...




pencil  pencils 

Look at Mona's pencil.
It's so funny!

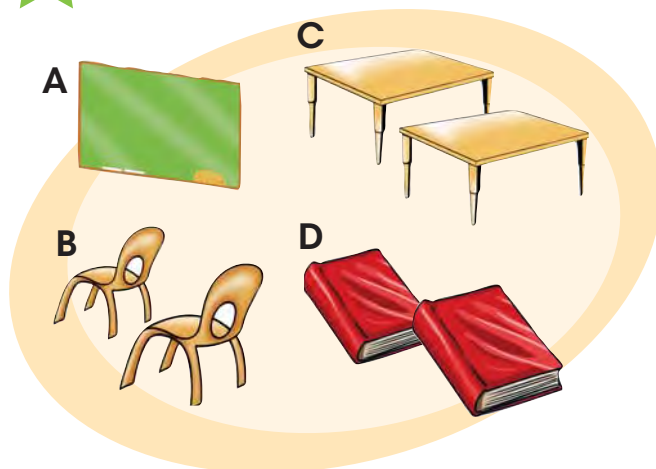
Look at Mona's pencils.
They're so funny!

4 Talk with your friend.

- 1 **A:** Look at Alvin's hats!
B: They're so funny!



5 Listen and number in your notebook.





1 Listen and point.



A, B, C.
 One, two, three.
Read and sing,
 Sing along with me!

A, B, C.
 One, two, three.
Listen and sing,
 Sing along with me!

A, B, C.
 One, two, three.
Colour and sing,
 Sing along with me!


A, B, C.
 One, two, three.
Write and sing,
 Sing along with me!



Now sing and do!

2 **Let's play!**

Simon says, "Listen!"





listen



write



open your book



sing



stand up



sit down



be quiet



3



Read and answer.
Then listen and read.

* What is Julia's favourite colour?



Look at my favourite things!



This is my schoolbag.
It's red.



This is my red pencil case.

This is my notebook.
It's red, too!



Red is my favourite colour!

4



Draw and write in your notebook.

5



Listen and say. Then read.



This is my pencil case. It's blue. Blue is my favourite colour!



Look! A red fox in a blue box.



Troll Tales!



Episode 1: Listen and read.




• Now take roles and read.

Go Green! 1



1 Look at the apple tree. Find, point and say.

This is my tree!



• Now draw your own fruit tree!



OUR WORLD

Hello!
My name is Lucas.
I am 8 years old. I'm from
Germany. My flag is black,
red and yellow.



Hi!
My name's
Jennifer. I'm 9
years old. I'm from
the UK. My flag is
red, white and
blue.



Hello!
I'm Jane and I'm 7.
I'm from Canada.
My flag is red and
white.



1 Read and match
in your notebook.

NAME

AGE

FLAG

1 Lucas

9

black, red and yellow

2 Jennifer

7

red and white

3 Jane


8

red, white and blue

Checkpoint

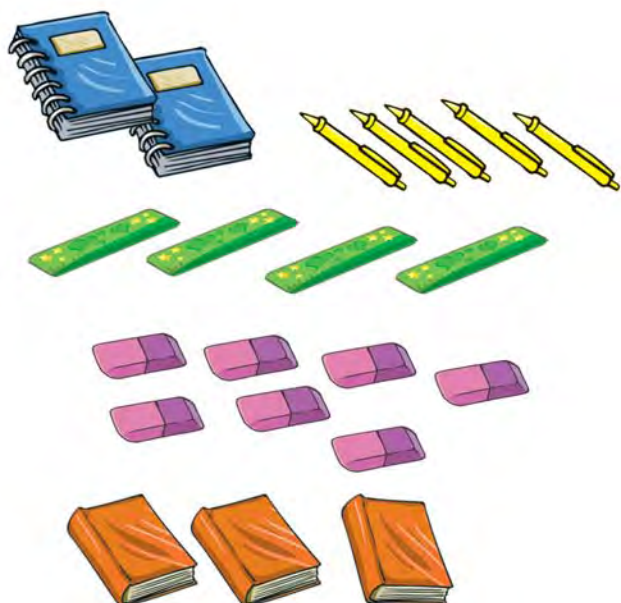
Units 1 - 2

1 Read and complete in your notebook. Use: **this** or **that**.



2 Count and write in your notebook.

- 1 ... blue notebooks
- 2 ... yellow pens
- 3 ... purple rubbers
- 4 ... green rulers
- 5 ... orange books



3 Read and choose.

- 1 **A:** Is that Harry's pencil case?
B: a) No, it's Lee.
b) No, it's Lee's.
- 2 **A:** How old are you?
B: a) I'm ten.
b) I'm Alvin.
- 3 **A:** What's your name?
B: a) I'm blue.
b) I'm Adam.
- 4 **A:** Who's that?
B: a) That's great.
b) That's Mona.

Now I can

- introduce myself and greet others
- count from 1-10
- say the colours
- talk about my school things

in English



1 Listen and read.



2 Read and choose.

- 1 Who's a singer?
 a Lee's dad. b Lee's brother.
- 2 How old is Wen?
 a He's nineteen. b He's sixteen.

15 fifteen 17 seventeen 19 nineteen

16 sixteen 18 eighteen 20 twenty



3 Read and answer.

- 1 What's your name?
I'm Wen.
- 2 Are you a teacher?
No, I'm a singer.
- 3 How old ...?
I'm nineteen.
- 4 Is Lee your brother?
Yes,
- 5 Is Kim your sister?
No, my mum.



I am (I'm) a pupil.
 You are (You're) my friend.
 He/She/It is (He's/She's/It's) five.
 Are you a teacher?
 Yes, I am./No, I'm not.
 Is he/she/it five?
 Yes, he/she/it is./No, he/she/it isn't.

4 Ask and answer.



5 Listen and choose.

- | | |
|-----------|-----------|
| A 11 / 17 | F 19 / 12 |
| B 16 / 13 | G 14 / 15 |
| C 12 / 19 | H 18 / 16 |
| D 13 / 18 | I 15 / 14 |
| E 20 / 11 | J 17 / 20 |





1 Listen and read.



Hello, Lee. What's that?

Oh. It's a vase, Grandma.



2 Read and match in your notebook.

- | | | | |
|---|-------------------------|---|--------------------------|
| 1 | Grandma's here! | a | This is my friend, Mona. |
| 2 | What's that? | b | Hello, Grandma. |
| 3 | Who's this pretty girl? | c | It's a vase. |



grandma grandpa



friend



happy



sad



flower



3 Read and match in your notebook.



1

- A We are friends.
- B Are you sisters?
- C They're for you.



2



3



We are (We're) friends.
You are (You're) pretty.
They are (They're) flowers.

Are you brothers?
 Yes, **we are**./No, **we aren't**.
Are they blue?
 Yes, **they are**./No, **they aren't**.

4 Listen and choose.



5 Read and complete in your notebook.

I 1) **am** Holly and this 2) ... my family. My mum and dad 3) ... singers. 4) ... they famous? No, they 5) But we 6) ... a very happy family!

1 A Yes, it is.
B No, it isn't.

3 A Yes, they are.
B No, they aren't.

2 A Yes, they are.
B No, they aren't.

4 A Yes, it is.
B No, it isn't.

6 Let's play!



It's my job!



1



Listen and point. Then complete in your notebook.



I'm a policeman in the town.
All day long,
I walk around!

*It's my job,
It's what I do.
It's my job,
I like it, too!*

I'm a fireman in the town.
All day long,
I run around!

I'm a postman in the town.
All day long,
I ride around!

I'm a milkman in the town.
All day long,
I drive around!

★

Now sing and do!

2

Let's play!





milkman

drive



policeman

walk



fireman

run



postman

ride



3



Read and write their names in your notebook. Then listen and read.



Meet my family! This is my grandpa, Tom and my grandma, Mary. My dad's name is Jack and he's a policeman. My mum's name is Molly. This is my sister, Claire. She's very funny! I love my family very much.

4





Draw and write in your notebook.

5




Listen and say. Then read.



Grandma's at the zoo and the kangaroos, too!



1 Listen and read.



2 Read again and complete. Use: cool, funny, nice.

1 The teddy bears are ...

2 The cars are ...

3 Alvin is ...



present



roller-skates



teddy bear



bike



car



camera



4 Ask and answer.

These presents are for Tom.



Those roller-skates are cool!



This - These That - Those



- 1 Alvin: What are these?
 Emma: They're teddy bears!
 Alvin: They're really nice!

3 Look and complete in your notebook. Use: This, That, These or Those.



1 This bike is great!



4 ... teddy bears are nice!



2 ... cameras are cool!



5 ... car is cool!



3 ... kites are cool!



6 ... dogs are funny!

5 Let's play!



These cameras are red.
Those cameras are purple.



1 Listen and read.

1 Happy Birthday, Harry! Here are your presents!

Oh, thank you!

2 Look at all these boxes!

Oh, that's a nice bus!

3 Look! Two red lorries!

Oh, what's this?

Open it and see!

4 Wow! A big car! Thanks, everyone!

5 Get in, Harry!

6 Cool! Now it's an aeroplane!

Thanks, Erlina!

Help...

2 Read and correct.

1 That's a **big** bus!

2 Two **yellow** lorries!

3 A **small** car!



bus



lorry



helicopter



big



small



3 Look and complete in your notebook.

Alvin's Birthday list



✓6   six blue robots

✓2   ...

✓4   ...

✓8   ...

box  boxes 


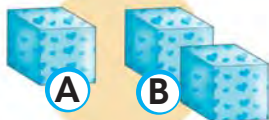
bus  buses 



glass  glasses 



lorry  lorries 

watch  watches 

4 Listen and choose A or B.

1   **A** **B**

2   **A** **B**

3   **A** **B**

5 Look and talk with your friend.

A: Happy Birthday, Sam. Here's your present.

B: Wow! A car! Thank you.

A: You're welcome!





1 Listen and point.

*It's my birthday today,
It's my birthday today!
These are my presents,
It's my birthday today!*

Here's a **kite** and a **plane**,
And a super toy **train**!
These are my presents,
It's my birthday today!

Here's a **ball** and a **car**,
And a new toy **guitar**!
These are my presents,
It's my birthday today!



★ Now sing along!

2 Listen and answer in your notebook. Write a name or a number.



- 1 What is the girl's name?
Anna
- 2 How old is she?
- 3 What is Anna's friend's name?
- 4 Which class are they in at school?



guitar



old




new



3  Who are the cards from? Read and say. Then listen and read.



4 **Portfolio:** Make a birthday card for your friend.

5  Listen and say. Then read.



Look! It's a panda in a purple party hat.



Troll Tales!



Episode 2: Listen and read.

1 Happy Birthday, Trog!

Happy Birthday, Pog!

2 How old are you today?

Seven!

3 Here are seven balloons.

4 Wow! There are red, blue and yellow balloons!

They are for you!

5 Be careful, Trog!

Ahhh! Whoops!!

6 Bye, Trog!

• Now take roles and read.

Go Green! 2

Let's Recycle!



1 Put the things into the correct bins!

1



A



B



3



C



D



2



4



2

Let's sing!



Paper, plastic, glass and tin,
Put it all in your recycling bin!
Love our planet, keep it clean,
Always remember the recycling bin!

Recycle, hey!
Recycle! Go!

1 Read and match in your notebook.

I'm a taxi driver in New York, USA. My taxi is yellow.

I'm a taxi driver in London, England. My taxi is black.

2

I'm a taxi driver in Hong Kong, China. My taxi is red and grey.

1

3



A



C



B



2 **Portfolio:** Draw or stick a picture of a taxi in your town/city. Present it to the class.

Checkpoint

Units 3 - 4


1 Look, read and complete in your notebook.



- 1 This is Lee's 4 This is Lee's
 2 This is Lee's 5 This is Lee's
 3 This is Lee's 6 This is Lee's

2 Look, read and match in your notebook.

- 1 These are boxes.
 2 These are lorries.
 3 Those are buses.
 4 These are planes.
 5 That is a train.
 6 This is a car.



3 Complete in your notebook. Use: **am**, **is** or **are**.

I **1**) ... Kim and this **2**) ... Pat. She **3**) ... my sister. My mum and dad **4**) ... teachers. They **5**) ... great! We **6**) ... a happy family!



4 Read and choose.

- 1 **A:** Who's this?
B: a) This is my dad.
 b) He's sad.
 2 **A:** Are they friends?
B: a) Yes, you are.
 b) Yes, they are.
 3 **A:** Look at those puppets!
B: a) They're really nice.
 b) Help!
 4 **A:** What is it?
B: a) Open it and see!
 b) Thank you!
 5 **A:** Here's your present!
B: a) A teddy bear! Thank you!
 b) You're welcome!

Now I can

- talk and write about my family
- talk about my toys
- talk about jobs
- count to 20

in English



bedroom



bed

1 Listen and read.

1 Look! There's Harry.

2 Hi, Harry.

3 His bedroom is nice.

4 Hello, Erlina. Come in, Alvin.

5 Is this your TV?

6 No, it isn't. It's my computer.

7 And these are my computer games. Let's play!

8 Listen! Who's that?

9 Oh, no! It's my dad!

10 Quick! Hide!

11 Where?

2 Which picture? Read and say the number.

- 1 Hi, Harry. **Picture 2** 2 Quick! Hide! 3 It's my computer. 4 Let's play!



TV



computer



computer game



phone



radio



3 Read and complete in your notebook.

1 I'm George.
This is **my** bike.



2 We're brothers.
This is ... cake.



3 Nice to meet you.
What's ... name?



4 They're sisters.
... names are
Liz and Ann.



I am Tony. This is **my** brother.

I - my	We - our
You - your	You - your
He - his	They - their
She - her	
It - its	

4 Ask and answer.



A: What colour is his TV?
B: Blue.

5 Let's play!

1 What's his name?



2 What's her name?



Now write your Secret Agent name.



wardrobe

1 Listen and read.



2 Read, match and say.

- 1 Erlina is under the wardrobe.
 2 Alvin is on the desk.



bookcase



clock



cupboard




table




armchair




Where is Alvin?




He's **behind** the tree.




He's **in** the wardrobe.



He's **on** the cupboard.



He's **under** the bed.



He's **next to** the bookcase.

3 Look, read and complete.



- 1 The picture is **next to** the bookcase.
- 2 The books are ... the bookcase.
- 3 The teddy bear is ... the table.
- 4 The vase is ... the table.
- 5 The lamp is ... the armchair.

Memory Game!

A: Where's the picture?
B: It's next to the bookcase.

4 Listen and write **yes** or **no** in your notebook.





1 Listen and point.



Oh, where is Alvin?
Where can he be?
Come, look for Alvin,
Come, look with me.

Is he on the table?
Is he on the chair?
Is he on the sofa
With the teddy bear?

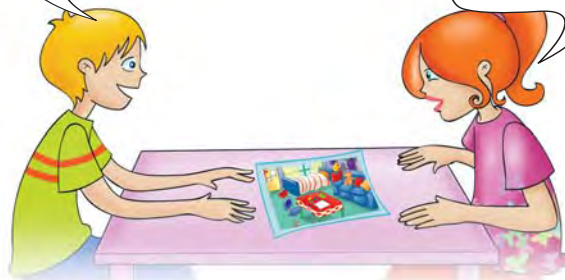


★ Now sing along!

★ Let's play!

Where's Alvin?

Is he behind
the sofa?





sofa



mirror




CD



football team



3  Look, read and correct in your notebook. Then listen and read.



Hi! My name's Lucas and this is my room. My bed is 1) red and white – my football team's colours! My 2) trains and CDs are in my bookcase. That's my new 3) TV on my desk. My room is cool!

4  Draw and write in your notebook.

5  Listen and say. Then read.



Hi! I'm Anna and this is my room. My bed is pink and my desk is pink and white. My room is pretty!



A big brown bear in the bath.



1 Listen and read.

1 Oh, no! Missy's in the house!

Missy, come back!



2 This is a very old house!

2



There are spiders in the living room!

3 Cool! There's a frog in the kitchen!

Lee, no!

3



4 Look! There are mice in the bathroom.

4



Quick! Close the door, Harry!

5 Help! There's a ghost in the bedroom!

5



6 Ha, ha!

That's not funny, Alvin!

6



2 Look, read and say **yes** or **no**.

1 There are spiders in the living room.

2 There's a mouse in the kitchen.

3 There are frogs in the bathroom.

4 There's a bath in the bathroom.



living room



kitchen



bathroom



door



frog



spider



ghost



3 Ghost Buster! Look and say.



There's a ghost on the bed.

There's a mouse on the table.



There are two mice on the bed.



There's = There is

4 What's in your bedroom? Tell your friend.

In my bedroom there is ...

4 Look, read and say yes or no.

- 1 There are four rooms.
- 2 There's a clock in the bedroom.
- 3 There are five spiders in the bathroom.
- 4 There's a TV in the kitchen.
- 5 There's a red sofa in the living room.



5 Let's play!

Bedroom!



There's a bed in the bedroom!



cooker

1 Listen and read.

1 Listen! She's in the kitchen.

Where's Missy?

Missy's in the old cooker!

Oh, Missy! You're so dirty!

Look! There's a sink in here.

But no water ...

Missy, you're nice and clean now!

Yes, but we're all dirty!

It's very dark in here!

Let's open the curtains.

Is there a bath in the bathroom?

Yes, but there are mice in the bathroom!

Shazam!

2 Read and match in your notebook.

- 1 Missy's in
- 2 There are
- 3 There's a

- a mice in the bathroom!
- b sink in here.
- c the old cooker!



fridge



sink



bath



clean



dirty



Is there **a** sofa? Yes, there **is**./No, there **isn't**.

Are there **any** chairs? Yes, there **are**./No, there **aren't**.

3 Look and answer.



- 1 Is there a lamp?
- 2 Is there a sink?
- 3 Are there any mirrors?
- 4 Are there any chairs?
- 5 Is there a phone?
- 6 Is there a fridge?

4 Choose. Then talk with your friend.

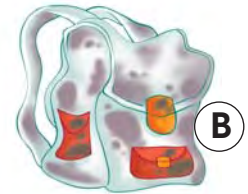
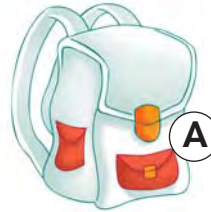


A: Is there a fridge in your kitchen?

B: Yes, there is. It's next to the cupboards.

5 Listen and choose.

1 Which is Nick's schoolbag?



2 Where's the fridge?



3 Which is Erica's room?





picture

1 **Look, listen and choose.**

- * An *itzy bitzy* house is a **a** small house. **b** big house.

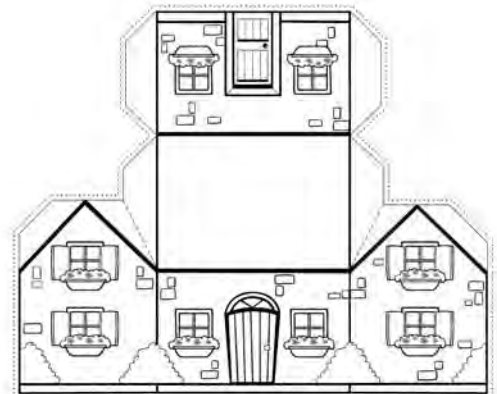

Welcome
to my house.
My *itzy bitzy* house.
It's an *itzy bitzy* house for two!
There are pictures on the wall.
There's a carpet on the floor.
And curtains in the window, too!


There are pictures on the wall.
There's a carpet on the floor.
And cushions on the armchair, too!




★ **Now sing along!**

★ **Let's make an *Itzy Bitzy House*!**





wall



carpet



floor



curtain



cushions



3 **Read and complete in your notebook. Then listen and read.**

* There are ... rooms in Melvyn's house.

Welcome
to my house!
There's a small living room,
a kitchen, a very small bedroom and
a bathroom, too! Look! There are
pictures on the walls! There's a
lovely green carpet in every
room. My small house is so
nice!




4 **Portfolio:** Draw and write in your notebook.



Welcome to my house!
There are three rooms.
There are pictures on the
wall and carpets on the
floor. My house is so nice!

5 **Listen and say. Then read.**





The small ball is on the wall.



Troll Tales!



Episode 3: Listen and read.



• Now take roles and read.

Go Green! 3

It's a Bug's World!



1 Look at the picture, find the bugs and point to them.



bee



butterfly



ant



ladybird



spider



worm



Now look at the picture again and complete in your notebook.

- 1 The butterfly is **in** the air.
- 2 The ladybird is ... a leaf.
- 3 The worm is ... a stone.
- 4 The ants are ... the grass.
- 5 The spider is ... a branch.
- 6 The bee is ... a flower.

1 Read and choose.



This is my house in London,
1) **England**
2) **Australia**. It's quite big. There is a garden and a garage for our car.

the garage

my dad's car



My home is a flat in Paris,
2) **France**
1) **Germany**. There isn't a garden but there's a very nice balcony.

there are plants on our balcony

2 Portfolio: Draw or stick a picture of your house. Present it to the class.

Checkpoint

Units 5 - 6

1 What's in the bedroom? Look and write **yes** or **no** in your notebook.

- 1 radio
- 2 wardrobe
- 3 bed
- 4 bookcase
- 5 sofa
- 6 mirror
- 7 computer
- 8 phone
- 9 TV



2 Now look again and choose.

- 1 There's a radio **on/under** the bed.
- 2 There's a bookcase **behind/in** the bed.
- 3 There's a computer **on/next to** the desk.
- 4 There's an umbrella **under/behind** the bed.
- 5 There's a phone **in/under** the desk.
- 6 There's a chair **on/behind** the desk.

3 Read and complete in your notebook. Use: **there is** or **there aren't**.

Ben, is there a TV in your bedroom?

Yes, ...

Are there any armchairs?

No, ...

4 Read and complete.

1 This is Sam. ... house is big.



2 This is Fiona. ... bed is pink.



3 I'm Barry. This is ... computer.



4 We're Mary and Lisa. ... hands are dirty.



5 Jimmy, is this ... book?



Now I can

- talk about my house and furniture
- talk about possessions
- talk about location

in English

1 Look and match in your notebook.



2 **Portfolio:** In groups, make a map of your country. Include pictures (animals, buildings, people, food, etc).

OUR SCHOOL MATHS



1 What is Mona's favourite toy? Break the code!

 A	 B	 C	 D	 E	 F
 G	 H	 I	 J	 K	
 L	 M	 N	 O	 P	
 Q	 R	 S	 T	 U	
 V	 W	 X	 Y	 Z	



It's a



!

2 Write down your favourite toy in code.




OUR SCHOOL TECHNOLOGY

1 Read and match in your notebook.

1 This is a glass door.

2 This is an aluminium door.

3 This is a wooden door.



2 This is your new house. Copy and design a front door for it.



Round-up

★ Talk with your friend.

	1	2	3	4	5	6
A						
B						
C						
D						
E						
F						

Cushions!

6D!



Merry Christmas!

1 Look and match in your notebook.

- 1 Christmas tree 2 milk 3 presents 4 stockings 5 mince pies



2 Copy the Christmas poem in your notebook. Complete it with words from Ex. 1.

Christmas in the UK's fun.
There are lots of **1) p...** for everyone!
Put them under the Christmas **2) t...**,
I hope there's something nice for me!
Put two **3) m...** for Santa here,
And some **4) m...** for all of his reindeer!
Hang the **5) s...**, say goodnight
Because Santa's on his way tonight!

Merry Christmas, everyone!



3 Follow and say.



Ben



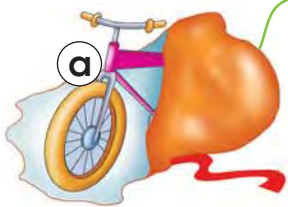
Mary



Susan



John




Ben's got ... for Christmas.

4 Ask Santa!



Happy New Year!

1 Let's make a New Year's shaker!




2 Let's sing!

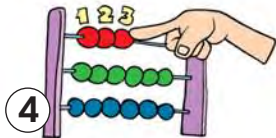


Happy New Year! Happy New Year!
We're having a party and everyone's here!
Come to our party and give a big cheer!
Happy New Year! Happy New Year!

3 Talk with your friend.



4  Match in your notebook. Then listen and check.



A HAPPY

B CHEER

C FIREWORKS

D DANCE

E DRINK

F EAT

G SING

H COUNT

I PARTY

J MIDNIGHT

5 Let's play!



Fun Time 1

1 Look and match in your notebook.

1 

2 

3 

4 

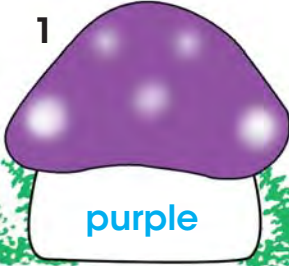
5 

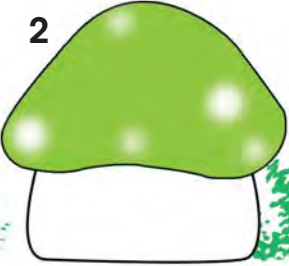
6 

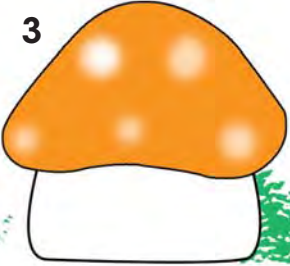
7 

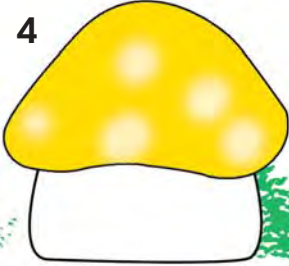
- a listen
- b point
- c draw
- d read
- e write
- f look
- g talk

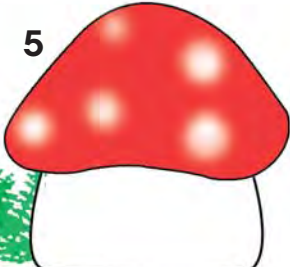
2 Look and write in your notebook.


1 

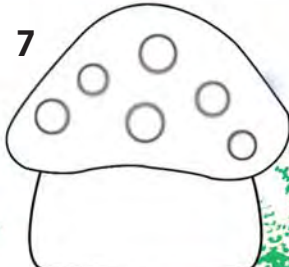
2 


3 

4 

5 

6 



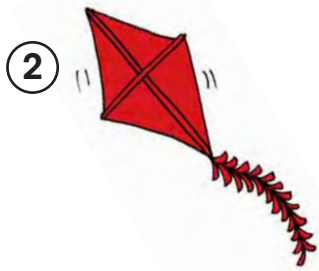

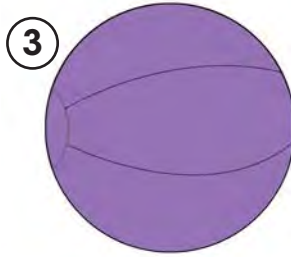
7 

60 

3 Look and say.



a black dog



4 Ask and answer.

Who's that?



That's ...



5 Read and choose.

1 What's your name?

- a Hello, Harry.
- b I'm Emma.

2 Who's this?





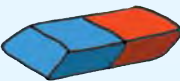

- a This is Erlina.
- b This is a ball.

3 How old are you?

- a Oh, that's Alvin.
- b I'm ten.

Fun Time 2

1 Read, look and complete in your notebook.

This is my 1)  pencil case: my 2)  ..., my 3)  ...,
and my 4)  Look at my 5)  ..., and my 6)  ...
It's time for school!

2 Look, read and match in your notebook.

1 ruler


2 pencil case

3 sharpener

4 pencil

5 pen

6 rubber



a

b

c

d

e

f

3 Read and complete in your notebook. Then, look and match.

a

b

c

d

e

f

g

h

1 three **apples** (a)

2 **two** ...

3 **four** ...

4 **six** ...

5 eight ...

6 **seven** ...

7 **five** ...

8 **nine** ...

4 Look and say. Then write in your notebook.

1

2

3

4

5


6

1 It's Lee's schoolbag.

Fun Time 3

1 Read and complete in your notebook.

mum dad grandpa brother family grandma sister



This is my 1) **family**. Bill is my 2)
Angela is my 3) Nancy is my
4) Jack is my 5) Peter is
my 6) Mary is my 7)
We're a happy family!

2 Write the numbers in your notebook.

11 - eleven 20 - ... 12 - ... 18 - ... 15 - ...
16 - ... 17 - ... 13 - ... 14 - ... 19 - ...

3 Read and complete in your notebook. Use: **am**, **is** or **are**.

- 1 This **is** my dog, Toto.
- 2 Hi! I ... Sally.
- 3 You ... not funny.
- 4 My brothers ... famous.
- 5 What ... your name?
- 6 ... you a teacher?
- 7 It ... not a vase.
- 8 ... she your sister?

4 Ask and answer the questions.



- 1 Is he a postman?
Yes, he is.



- 4 Is it a sharpener?



- 2 Is it a kangaroo?
No, it isn't.
It's a fox.



- 5 Is it a dog?

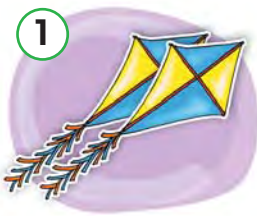


- 3 Is he a fireman?



- 6 Is she a singer?

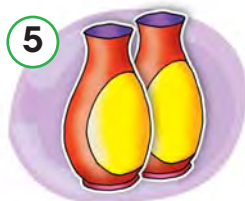
5 Look, read and answer in your notebook.



- 1 They're **yellow** and **blue**. Are they flowers?
No, they aren't. They're kites.



- 2 They're **red** and **blue**. Are they aeroplanes?
Yes, they are.



- 3 They're **black** and **white**. Are they cats?

- 4 They're **green** and **yellow**. Are they hats?

- 5 They're **red** and **yellow**. Are they rubbers?

Fun Time 4

1 Look, read and choose the correct word.



1 car/camera




2 bin/ring



3 lorry/bus



4 car/bus



5 plane/train



6 balloon/ball



7 paper/glass



8 watch/ring

2 Look, read and correct in your notebook.



It's a **small** box.



She's **sad**.



It's **new**.

3 Write the plurals in your notebook.

1 boy - **boys**

2 glass - ...

3 fox - ...

4 box - ...

5 apple - ...

6 bus - ...

7 vase - ...

8 dog - ...

4 Read and write the sentences in plural in your notebook.

1 This is my teddy bear.

2 That is my ball.


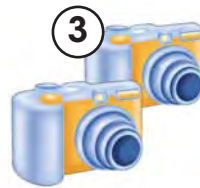
3 This is my ruler.

4 That is my teddy bear.

5 This is my pen.

6 That is my book.

5 Look and write in your notebook. Then play the memory game.



One!

They're rings!

Fun Time 5

1 Look at the pictures and the letters. Write the words in your notebook.



2 Complete the sentences in your notebook.

on in next to behind under

1 Where's Jack?
He's **on** the sofa.



4 Where's the boy?
He's ... the tree.



2 Where's the umbrella?
It's ... the bed.



5 Where's the pencil?
It's ... the notebook.



3 Where's the doll?
It's ... the bus.



3 Read and choose.

- 1 This is Alvin.
My/His hat is green.



- 4 Your/Her bedroom is really nice, Danny.



- 2 I'm George.
This is my/his computer.



- 5 We're Jason and Barbara.
Look at your/our bikes.



- 3 This is Sally.
Look at his/her cat.



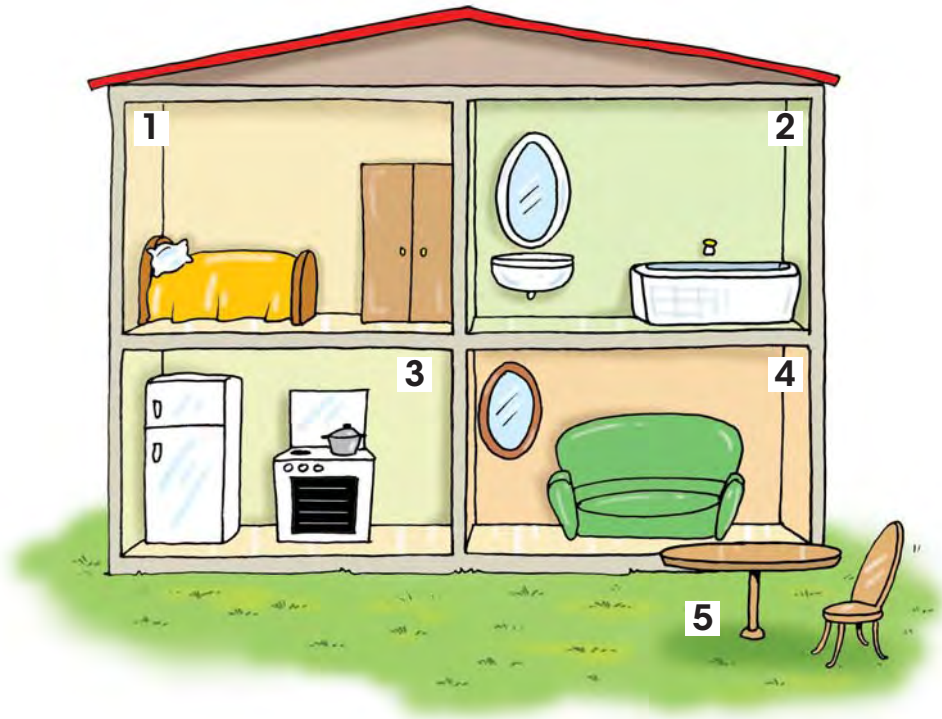
- 6 Its/His mother is a teacher.

4 Read and complete in your notebook. Use: my, your, his, her, their or our.

- 1 Look at Joe and his new kite.
- 2 Hello! What's ... name?
- 3 That's Emma and that's ... radio.
- 4 This is Mary and this is David.
That is ... dog.
- 5 We are Paul and Peter. That is ... house.
- 6 Hi! ... name's Sarah.
- 7 We're Bob and Kelly. This is ... computer.
- 8 This is my brother. ... name's John.
- 9 Is this ... chair, Tom?
- 10 This is my fish. ... name is Bubbles.

Fun Time 6

- 1 Look and write in your notebook. Use: **bathroom, garden, living room, kitchen, bedroom.**



- 2 Look, read and write **yes** or **no** in your notebook.



- 1 There are two armchairs.
- 2 There are pictures on the wall.
- 3 There is a book on the table.
- 4 There is a cushion on the carpet.
- 5 There's a lamp.
- 6 There are curtains in the window.

3 Which picture? Read, look and say A or B.



- 1 There's a green carpet on the floor.
- 2 There are seven pictures on the wall.

- 3 There are four rooms.
- 4 There are pictures of mice.
- 5 There are three flowers in the vase.
- 6 There are green curtains.


4 Read, look and answer.



- 1 Is there a teddy bear on the sofa?
Yes, there is.
- 2 Is there a chair?
- 3 Are there any cushions on the sofa?
- 4 Is there a book on the bed?
- 5 Are there any CDs on the table?
- 6 Is there a carpet on the floor?


Evaluation

1 Do the sums and say. Then write in your notebook.

A $2 + 5 =$ 

C $10 + 5 =$ 


E $7 + 5 =$ 

B $9 + 9 =$ 

D $8 + 2 =$ 

Two and five is ...

2 Look, read and choose.



A **carpet**
B **curtain**

A **policeman**
B **postman**

A **desk**
B **sharpener**

A **frog**
B **spider**

A **cupboard**
B **bookcase**

3 Read and choose.

- 1 What's this? It's ... umbrella.
A a B an
- 2 Look at ... dog! It's so cute!
A Tom B Tom's
- 3 There are five ... in this box.
Whose are they?
A lorries B lorry
- 4 This is my friend. ... name is Mary.
A His B Her
- 5 ... two mice on the table.
A There is B There are

4 Read and choose.

- 1 A: What are these?
B: a) It's a book.
b) They're cameras.
- 2 A: Where's Alvin?
B: a) He's at school.
b) He's my friend.
- 3 A: Happy Birthday, Ted!
B: a) You're welcome!
b) Thank you!
- 4 A: Where's the vase?
B: a) Yes, it is.
b) On the table.
- 5 A: What's that?
B: a) It's Tina's schoolbag.
b) It's next to the table.

Published by Express Publishing

Liberty House, Greenham Business Park, Newbury,
Berkshire RG19 6HW, United Kingdom
Tel.: (0044) 1635 817 363
Fax: (0044) 1635 817 463
email: inquiries@expresspublishing.co.uk
www.expresspublishing.co.uk

© Jenny Dooley - Virginia Evans, 2015

Colour Illustrations: © Express Publishing, 2015

Illustrated by Simon Andrews, Alexandra Lewis, Alan Shephard, Stone, Terry Wilson © Express Publishing, 2015

First published 2015

Made in EU

All rights reserved. No part of this publication may be reproduced, stored in a retrieval system, or transmitted in any form or by any means, electronic, photocopying or otherwise, without the prior written permission of the publishers.

This book is not meant to be changed in any way.

ISBN 978-1-4715-4027-1

Acknowledgements

We would like to thank all the staff at Express Publishing who have contributed their skills to producing this book. Thanks for their support and patience are due in particular to: Meryl Philips (Editor in Chief), Julie Rich (senior editor); Alex Barton (senior production controller) and the Express Publishing design team; and Emily Newton, Kevin Harris, Daniel Parker, Erica Thompson and Timothy Forster. We would also like to thank those institutions and teachers who piloted the manuscript, and whose comments and feedback were invaluable in the production of the book. Special thanks to Bridget, Chris, Georgina, Anna, Dennis, George and Jackie who took part in the recording.

Digital Book software developed by Infomedia Pro.

Every effort has been made to trace all the copyright holders. If any have been inadvertently overlooked, the publishers will be pleased to make the necessary arrangements at the first opportunity.

Fairyland 3A is a course for young learners of English. Pupils follow the adventures of four children and their friends from the *Magic Forest*.

Components

- Pupil's Book
- Digital Book
- Activity Book
- Teacher's Book
- Picture Flashcards
- Posters
- Teacher's Resource Pack



Express Publishing